

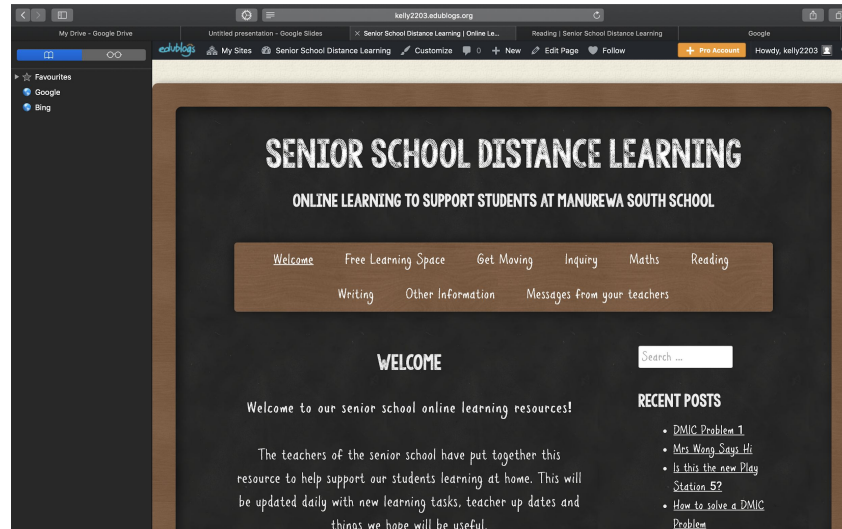
# Senior School Distance Learning Blog

<https://kelly2203.edublogs.org>

# Getting onto the blog

Type the blog address into your search bar at the top of your internet browser or click on the link below

<http://kelly2203.edublogs.org>



The image shows a screenshot of a web browser displaying the homepage of the 'Senior School Distance Learning' blog. The browser's address bar shows the URL 'kelly2203.edublogs.org'. The page has a dark background with white and light brown text. At the top, it reads 'SENIOR SCHOOL DISTANCE LEARNING' in large, bold, white capital letters, followed by 'ONLINE LEARNING TO SUPPORT STUDENTS AT MANUREWA SOUTH SCHOOL' in smaller white capital letters. Below this is a horizontal navigation menu with several items: 'Welcome', 'Free Learning Space', 'Get Moving', 'Inquiry', 'Maths', 'Reading', 'Writing', 'Other Information', and 'Messages from your teachers'. Underneath the menu, the word 'WELCOME' is centered in white. To the right of the welcome text is a search bar with the placeholder text 'Search ...'. Below the welcome text, there is a paragraph of white text: 'Welcome to our senior school online learning resources! The teachers of the senior school have put together this resource to help support our students learning at home. This will be updated daily with new learning tasks, teacher up dates and things we hope will be useful.' On the right side of the page, there is a section titled 'RECENT POSTS' in white, followed by a list of four items: 'DMIC Problem 1', 'Max Wang Says Hi', 'Is this the new Play Station 5?', and 'How to solve a DMIC Problem'.

# Menu of learning areas

Welcome

Free Learning Space

Get Moving

Inquiry

Maths

Reading

Writing

Other Information

Messages from your teachers

The menu bar is found on the home page

The menu bar has sorted learning activities into curriculum areas so they are easy to find.

For example Clicking on maths will take you to all the maths activities

# Class Pages

The screenshot shows a Blogger blog page for 'Senior School Distance Learning'. The page layout includes a header with the site name, a navigation menu, and a main content area. The content area contains a contact message, a list of room email addresses, and a sidebar with 'ARCHIVES OF MONTHLY POSTS' and 'CLASSROOM PAGES'. A red circle highlights the 'CLASSROOM PAGES' section, which lists links for Room 11, Room 12, Room 13, Room 21, and Welcome. Red arrows point from the contact message and the room email list to the 'CLASSROOM PAGES' section.

clipart-library.com

If you have any questions about the posts added to this blog please use the following emails to contact the teachers of your class

Room 11 [ericp@manurewasouth.school.nz](mailto:ericp@manurewasouth.school.nz)

Room 12 [meleh@manurewasouth.school.nz](mailto:meleh@manurewasouth.school.nz)

Room 13 [robp@manurewasouth.school.nz](mailto:robp@manurewasouth.school.nz)

Room 20 [situae@manurewasouth.school.nz](mailto:situae@manurewasouth.school.nz)

Room 21 [erandaw@manurewasouth.school.nz](mailto:erandaw@manurewasouth.school.nz)

Mrs Wong [kellyg@manurewasouth.school.nz](mailto:kellyg@manurewasouth.school.nz)

Edit

ARCHIVES OF MONTHLY POSTS

- April 2020

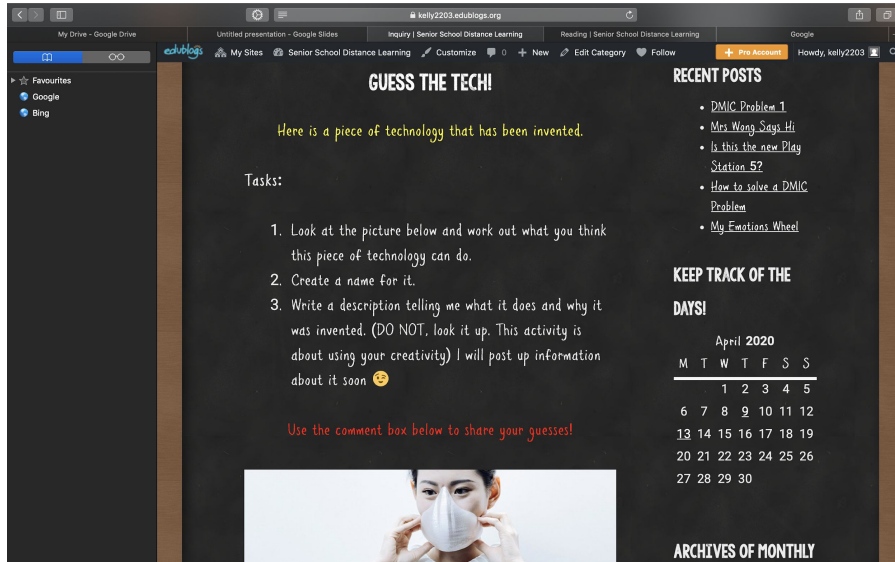
CLASSROOM PAGES

- [Room 11](#)
- [Room 12](#)
- [Room 13](#)
- [Room 21](#)
- [Room 20](#)
- [Welcome](#)

Class pages are found on the home page.

This is where students can check in with their individual class teachers.

# Learning Activities



The screenshot shows a Blogger blog post on the domain kelly2203.edublogs.org. The post title is "GUESS THE TECH!". The main content includes a yellow text prompt: "Here is a piece of technology that has been invented." followed by a "Tasks:" section with three numbered instructions: 1. Look at the picture below and work out what you think this piece of technology can do. 2. Create a name for it. 3. Write a description telling me what it does and why it was invented. (DO NOT, look it up. This activity is about using your creativity) I will post up information about it soon 😊. Below the tasks is a red text prompt: "Use the comment box below to share your guesses!". At the bottom of the post is a photograph of a person wearing a white, cone-shaped face mask. The right sidebar contains "RECENT POSTS" with links to "DMIC Problem 1", "Mrs Wang Says Hi", "Is this the new Play Station 5?", "How to solve a DMIC Problem", and "My Emotions Wheel". Below that is a "KEEP TRACK OF THE DAYS!" section with a calendar for April 2020. The calendar shows the days of the week (M, T, W, T, F, S, S) and the dates from 1 to 30. At the bottom of the sidebar is a link for "ARCHIVES OF MONTHLY".

Learning Activities are found in the menu bar on the home page.

They are grouped by subject.

They are updated regularly with new tasks each day.

Tasks are either completed on paper or through students google drive accounts if they wish to complete them online.

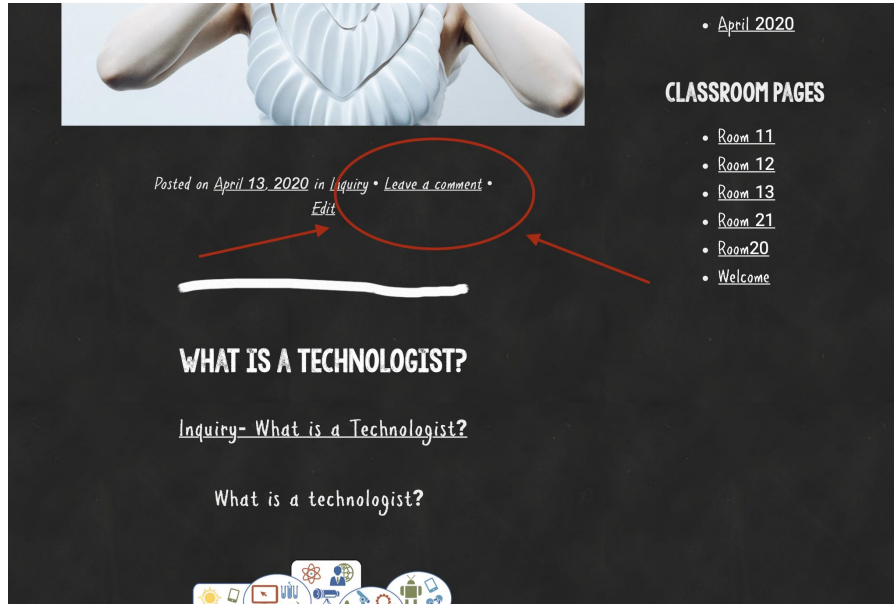
# Commenting

Under every post there is a place to comment.

We want students to comment on tasks that are being set. Some tasks will ask them to comment on certain things. They might have a question about the activity, They may want to share something they have done.

Teachers will be responsive to all comments.

There is an option to leave an email address, but as long as students include their name in the comment that is all we need.



The screenshot shows a classroom page with a dark background. At the top left is a photo of a person's torso in a white, ribbed, futuristic-looking garment. To the right of the photo is a navigation menu with the text "CLASSROOM PAGES" and a list of links: "April 2020", "Room 11", "Room 12", "Room 13", "Room 21", "Room20", and "Welcome". Below the photo, there is a post with the text "Posted on April 13, 2020 in Inquiry • Leave a comment • Edit". The "Leave a comment" link is circled in red, and two red arrows point to it from the right. Below the post is a white horizontal line. Underneath the line, the text "WHAT IS A TECHNOLOGIST?" is displayed in large, bold, white capital letters. Below that, the text "Inquiry- What is a Technologist?" is shown in a smaller, white font. At the bottom of the page, there is a row of colorful icons representing various educational and technological concepts like a sun, a laptop, a globe, a gear, a person, and a robot.

# The end of a post

The end of a post is shown with a white line. This will tell you where one activity ends and another starts.



# Links to Student Google Accounts

All activities that are on the blog are also in our students google accounts.

Completing these tasks online is optional. All tasks on the blog can be done just as well with paper and a pen.

## **Getting into Your google account**

Type into your google search engine ***Google drive login***

***Click on the google drive sign in tab***

**This will bring you to the sign in page where you will need your email and password**

**Email addresses for all students are the first 3 letters of their last name and the first 3 letters of their first name followed by @manurewasouth.school.nz**

**Passwords have been renewed and are as follows**

**Room 11- Welcome2020**

**Room 12- Room1212**

**Room 13-Pass2020**

**Room 20-Room212020**

**Room 21- Welcome2020**



We hope this a helpful and useful platform for getting learning and information to our students. Make sure senior school that your first stop on the blog page is the ***messages from your teachers*** tab, they all miss you alot!

This blog has a smart phone views, so can be used on your mobile.

If you have any questions all of the senior teachers emails are posted on the homepage of the blog.